

USE OF POLYTECHNIC LIBRARY BY STUDENTS OF RUFUS GIWA POLYTECHNIC, OWO, NIGERIA

Joseph Kehinde Fasae
Afe Babalola University Library, P. M. B. 5454, Ado-Ekiti, Nigeria, kennyfash2000@yahoo.com

Fasa Rachael Aladeniyi
Rufus Giwa Polytechnic Library, P. M. B. 1019, Owo, Nigeria, kennyfasa07@gmail.com

Samuel Ade Arikawe
Rufus Giwa Polytechnic Library, P. M. B. 1019, Owo, Nigeria, arikawe13@gmail.com

Samuel Kolawole Ayodele
Rufus Giwa Polytechnic Library, P. M. B. 1019, Owo, Nigeria, ayokola70@gmail.com

ABSTRACT

The study determines the extent of use of information resources provided in Rufus Giwa Polytechnic Library, Owo, Nigeria by the students. The research design is descriptive design survey. The study utilises structured questionnaire to obtain data. The population of the students is 6,550 and sample size of 1050 was chosen as the participants. A purposive sampling technique was adopted. A total of 1,020 copies of questionnaire from 1050 administered were returned and correctly filled, which produce returned rate of 97.14%. Data extracted were analysed using descriptive statistics. The findings revealed that more than half of the participants always use library. Majority of the participants visit library to use social media (84.02%), 83.91% use it to consult library books, while 83.83% use it to do various assignments. The results revealed that 82.94% of the students preferred using textbooks, followed by 80.39% using social media networked and 72.89% use their lecture notes. It was observed that inadequate current textbooks, poor Internet connectivity and frequent power outages are the leading challenges encounter while using information resources available in the library. The result of this findings show that with the information resources available in RUGIPO library, the library is not fully utilized by the students. Based on the findings, it is recommended that more current and up-to-date journals need to be acquired. There should also be a solid policy and implementation framework by the Executive arms of government towards making poor Internet connectivity become a thing of the past in all tertiary institutions in Nigeria and other parts of Africa.

Keywords: Use, Library resources, Information resources, Polytechnic library, Nigeria.

INTRODUCTION

The idea of establishing tertiary institutions in Nigeria besides the university education in 1970s, to engage in research suitable for the development of resources required in industrial and economic development came into limelight. This propelled the Nigerian Government, according to Eziubochi (2011) enacted Decree No. 33 of 1979 as amended by Decree No. 5 of 1993 to established polytechnic education in Nigeria. Its broad objective is to turnout the middle-level manpower needed for industrial and technological advancement of the country. To accomplish this task, in producing a sound, discipline and well grounded graduate, a polytechnic library is therefore very essential. Polytechnic libraries are established with the primary goal of providing information resources to students, members of staff of the polytechnic community and other intended users. Apart from the information materials, personal assistance is offered to library users to ensure optimal use of the library (Onuoha and Subair, 2013).

Monotechnic, college of education, university, and polytechnic libraries make up academic library, while academic library according to Islam (2004) cited in Ossai-Ugbah (2012) is an institution operated for knowledge and run by trained personnel with a goal for education and self improvement. It was pointed out by Agboola and Bamigboye (2011) that academic library is everlasting stone house of knowledge where you can visit without restriction to access the whole fields of knowledge for academic success. In other words, an academic library is a library that is attached to an academic institution above the secondary level, serving the teaching and research needs of students and staff (Sivathaasan 2013).

Interestingly, one of the factors of measuring academic success is research productivity which requires information resources deposited in libraries that assist users in their research quest (Okiki 2013). It remains a known fact that the academic success of undergraduates is attributable to several variables, one of which is library utilization (Topping and Bremmer, 1998). In an effort by polytechnic libraries to serve its users effectively and efficiently, there is need for the library to clearly understand the continually level of library usage of the users. In view of this, the paper therefore seek to

find out the purpose for which the students make use of the library resources, the types of library resource used, the strategy employed to assess the information materials in the library, among others.

BACKGROUND INFORMATION OF RUFUS GIWA POLYTECHNIC OWO AND ITS LIBRARY

The Ondo State House of Assembly in 1979 passed a law establishing the State Polytechnic in Owo with the aim of “training and producing high quality professionals and technical manpower required for the rapid economic and technological transformation of the State of Nigeria”. The name of the Polytechnic was changed from Ondo State Polytechnic to Rufus Giwa Polytechnic in 2006. At the moment, the polytechnic have six (6) Faculties namely; Faculty of Agricultural Technology, Faculty of Business Studies, Faculty of Engineering Technology, Faculty of Environmental Studies, Faculty of Applied Sciences, and Faculty of Social Sciences and Communication Studies.

The Polytechnic Library commenced its operation in 1980 with opening stock of 2800 volumes of information materials. It was established to provide the necessary academic support to the institution. In this regard, the library had made provision for relevant information materials and equipment towards the achievement of its major goals so that the advancement of qualitative education and technologically advancement expected, is easily and practically attained.

OBJECTIVES OF THE STUDY

The main objective is to assess the extent at which students of Rufus Giwa polytechnic make use of library resources. The specific objectives of the study are:

- i. to identify the purpose for which RUGIPO students use the library resources,
- ii. to know the type of resources use by the students,
- iii. to find out the students assessment on the library collections,
- iv. to find out how often the students use the library resources, and
- v. to investigate the problems encountered by students of RUGIPO while using the library resources.

LITERATURE REVIEW

Previous research showed that scholars have reported on the use of information resources in academic libraries. Bhatti et al. (2013) carried out a study on students of Department of Library and Information Science of Islamic University of Bahawalpur on Pervasiveness and purpose of library usage. The findings show that students make more use of books compared to theses, journals, project reports and other information resources. Undergraduate students are expected as a follow up to class instructions to make use of the needed information for class work, assignments, term papers, seminars and project work (Quadri 2013). Tella, Owolabi and Attama (2009) examined the use of library by students at Akanu Ibiam Federal Polytechnic, Unwana, Nigeria. The result reveals that from 1,000 students surveyed, majority of the respondents said they visit the library to read, to borrow books or to make photocopies and also claimed to be satisfied with the library collections and services except with that of electronic resources.

On how often the students visit the library, more than half (54.70%) of students reported that they come to library once a day. Bhatti et al. (2013) in their earlier study, noted that students frequently used library for class assignments, reading library books, examinations preparation, borrowing library books, consult reference materials and for photocopy of documents, among others. This result, according to the researchers confirmed the fact that students depend on library for their learning and education.

Interestingly, the major developments in libraries and information services was the introduction and spread of electronic information sources (EIS), which has given the information seekers various avenues in accessing information resources in different format (Kadli and Kumbar 2013). As a result, the position of academic library has begun to wane and many scholars like Kimberly and Gloria (2003 quoted in Momoh 2013) have raised several questions such as; has the library become a dinosaur? Do users need a physical library since almost everything can be accessed electronically? Are students still using libraries the way they are supposed to use them? How many students actually still use the library and why? This was corroborated in an earlier study conducted by Aboosedo and Ibikunle (2011) at Lagos State Polytechnic, Nigeria,

using students of Agriculture as the respondents. It was revealed that students use of library increases the student's level of study while the rate of library use decrease as electronic resources and Internet are available.

In locating information materials available in library, Bhatti et al. (2013) reported that students of Department of Library and Information Science of Islamia University of Bahawalpur, frequently use shelves to locate information materials needed. A study conducted by Lee et al. (2012) revealed on information resources selection of undergraduate students of Yonsei University in Seoul, Korea, where 233 participants was used. The findings shows that interactions with human resources such as professors, subject experts or colleagues may bring about better choices of information needed by providing advice, feedback, comparison or build better information search strategies. In the area of obstacles faced while using library, poor supply of electricity was attributed to be the major problem according to Bhatti et al. (2013). Abubakar (2011) said lack of proper funding of library was the leading problem in his studied as also noted by Ezeala and Yusuff (2011) from their research carried out on agricultural research institute libraries in Nigeria that inability of libraries to provide effective services was has a result of gross under-funding of the libraries by the parent institutions. Had the libraries been well provided for, the users would have been more satisfied. In a similar study, lack of relevant books and breakdown of Internet facilities were claimed to be the major challenges as discovered by Onuoha and Subair (2013). In encouraging the use of the library, their study further suggested that library should endeavour to provide relevant books which are up-to-date to attract and retains its clients, while Oyedun et al. (2014) said that there is need to ensure conducive environment whereby the physical facilities, ventilation and noise control will be in place to ensure proper reading and understanding in library.

METHODOLOGY

The study use descriptive research design and utilised questionnaire to obtain data. The population is 6,550 and sample size of 1050 was chosen as the participants. A purposive sampling technique was adopted. Copies of the questionnaire were distributed to students in the polytechnic library by the researchers, with the help of the

library assistants and the library portals. These are registered students of the library for the 2013/2014 academic session. The data was collected within a period of three weeks. In all, a total of one thousand and twenty (1,020) copies were returned and correctly filled, thereby producing returned rate of 97.14%. The data extracted were analyzed using descriptive statistics which includes frequency and percentage presented in tables and charts.

RESULTS AND DISCUSSION

Table 1: Demographic Information of the Participants

Characteristics		Frequency	Percent
Level of Study	Higher National Diploma (HND) II	265	25.98
	Higher National Diploma (HND) I	198	19.41
	National Diploma (ND) II	239	23.43
	National Diploma (ND) I	318	31.18
Gender	Male	624	61.18
	Female	396	38.82
Faculties	Agricultural Technology	85	8.33
	Engineering Technology	193	18.92
	Applied Science	264	25.88
	Business Studies	92	9.02
	Environmental Studies	164	16.08
	Social Sciences and Communication Studies	222	21.76

Source: Researchers' Data (2014)

Table 1 above reveals the level of studies, gender, and faculties of the participants. The findings show that highest number of participants were from National Diploma (ND) I with 31.18% while the least were from Higher National Diploma (HND) I with 19.41%. The Table indicates that 61.18% of the participants are male and 38.82% are female. The highlight also reveal that the survey cut across all the six (6) faculties

available in the institution, where 25.88% of the participants were from Applied Science, followed by 21.76% from Social Sciences and Communication Studies. The least came from Agricultural Technology with 8.33% participants.

Table 2: How often the Students make Use of the Library

Period	Frequency	Percent
Always	596	58.43
Occasionally	384	37.65
Never	40	3.92
Total	1020	100

Source: Researchers' Data (2014)

Chart 1

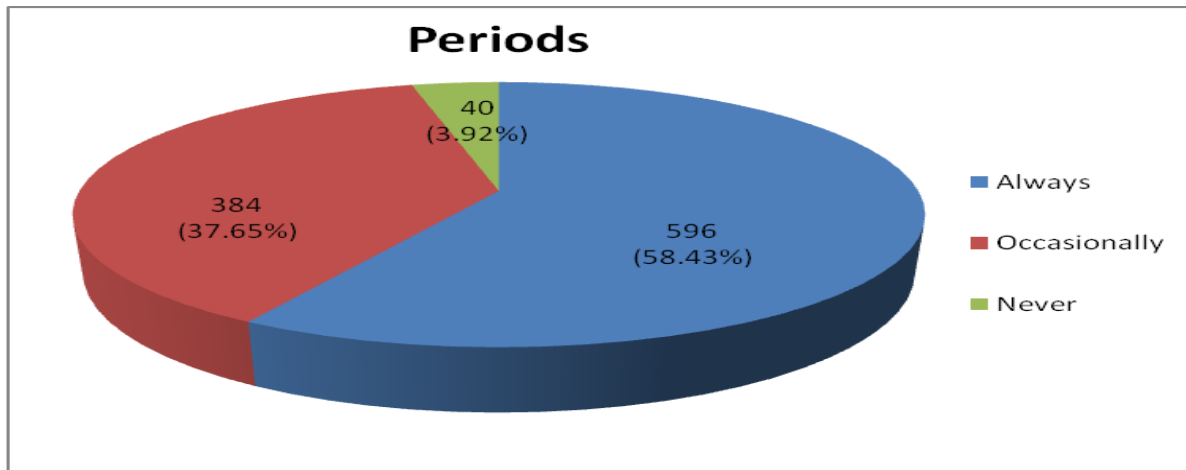


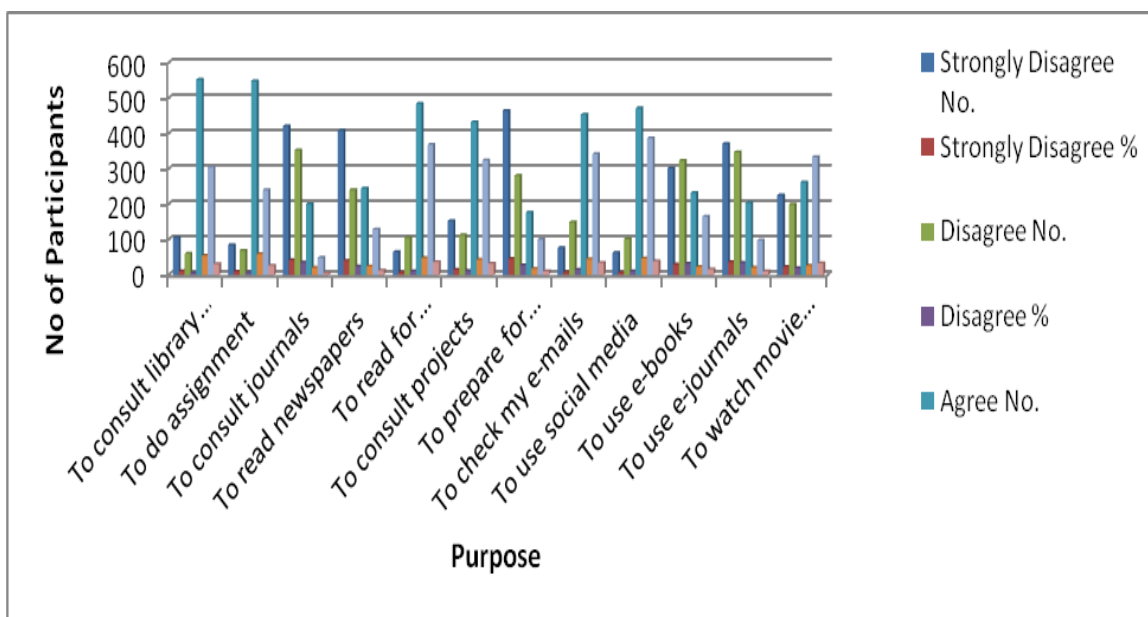
Table 2 and Chart 1 show how often the respondents used library. Fifty-eight point forty-three percent (58.43%) of the participants agreed they always use library, while 37.65% said they use library occasionally. Only 3.92% respondents indicate never to use library. This implied that more than half of the students always visit the polytechnic library with the belief from this group of students that they depend on library, as affirmed by Bhatti et al. (2013).

Table 3: Purpose of using Library Resources by RUGIPO Students

Purpose	Strongly Disagree		Disagree		Agree		Strongly Agree	
	No.	%	No.	%	No.	%	No.	%
To consult library books	104	10.20	60	5.88	552	54.11	304	29.80
To do assignment	84	8.94	68	7.23	548	58.30	240	25.53
To consult journals	420	41.18	352	34.51	200	19.61	48	4.71
To read newspapers	408	40.00	240	23.53	244	23.92	128	12.55
To read for examination	64	6.27	104	10.20	484	47.45	368	36.08
To consult projects	152	14.90	112	10.98	432	42.35	324	31.76
To prepare for practical classes	464	45.49	280	27.45	176	17.25	100	9.80
To check my e-mails	76	7.45	149	14.61	453	44.41	342	33.53
To use social media	62	6.08	101	9.90	471	46.18	386	37.84
To use e-books	301	29.51	323	31.67	232	22.75	164	16.08
To use e-journals	370	36.42	346	34.06	203	19.98	97	9.55
To watch movie /listen to music	225	22.06	199	19.51	261	25.59	333	32.84

Source: Researchers' Data (2014)

Chart 2



Source: Researchers' Data (2014)

Table 3 and Chart 2 reveal the purpose of using library resources by the participants. The findings show that 84.02% of the participants' visit library to use social media, 83.91% uses it to consult library books, 83.83% use library to do assignments, while the least was to consult print journals (42.32%). Apparently, it was discovered that students use library for various reasons. Students visit library mostly to use social media and to consult library books. The reason for the interest in the use of social media by the students could not be far fetch from the recent technological advancements of various academic social media platforms such as *Facebook, Twitter, LinkedIn, Goggle+ and Blogger* available for social interaction. It could also be attributed to the presence of Internet services in today's libraries services as noted by Abosede and Ibikunle's (2011) who stressed that traditional library usage decreases as electronic resources and Internet are available in the libraries.

Table 4: Resources often use by the Participants

Resources often use	Strongly Disagree		Disagree		Agree		Strongly Agree	
	No.	%	No.	%	No.	%	No.	%
Reference sources	228	22.35	172	16.86	456	44.71	164	16.08
Textbooks	90	8.82	84	8.24	442	43.33	404	39.61
Journals (print)	280	27.45	184	18.04	308	30.20	248	24.31
Newspapers	208	20.39	172	16.86	384	37.65	256	25.10
Novels	544	53.33	356	34.90	84	8.24	36	3.53
Projects	168	16.47	224	21.96	360	35.29	268	26.27
Lecture notes	123	12.08	153	15.03	387	38.02	355	34.87
E-mails	102	10.00	225	22.06	364	35.69	329	32.25
E-journals	230	22.55	307	30.10	214	20.98	269	26.37
E-books	285	27.94	354	34.71	205	20.10	176	17.25
Social media network	94	9.22	106	10.39	421	41.27	399	39.12
Online newspapers	346	33.92	361	35.39	192	18.82	121	11.86

Source: Researchers' Data (2014)

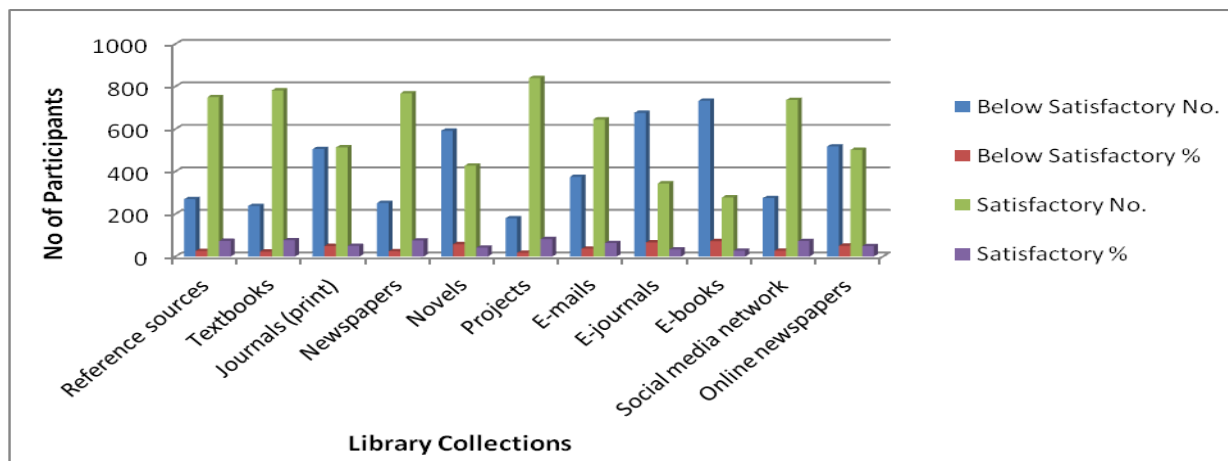
Resources often use by the participants are presented in Table 4. Use of textbooks recorded 82.94%, social media networked have 80.39%, while 72.89% of the participants use their lecture notes. The findings reveal that textbooks, which was closely followed by social media network and students lecture notes were more utilized compared to other prints as well as electronics resources available in RUGIPO Library.

Table 5: Assessment of the Library Collections

Collections	Below Satisfactory		Satisfactory	
	No.	%	No.	%
Reference sources	270	26.47	750	73.53
Textbooks	238	23.33	782	76.67
Journals (print)	506	49.61	514	50.39
Newspapers	252	24.71	768	75.29
Novels	592	58.04	428	41.96
Projects	180	17.65	840	82.35
E-mails	375	36.76	645	63.24
E-journals	676	66.27	344	33.72
E-books	733	72.50	278	27.50
Social media network	275	27.17	737	72.83
Online newspapers	518	50.78	502	49.22

Source: Researchers' Data (2014)

Chart 3



Source: Researchers' Data (2014)

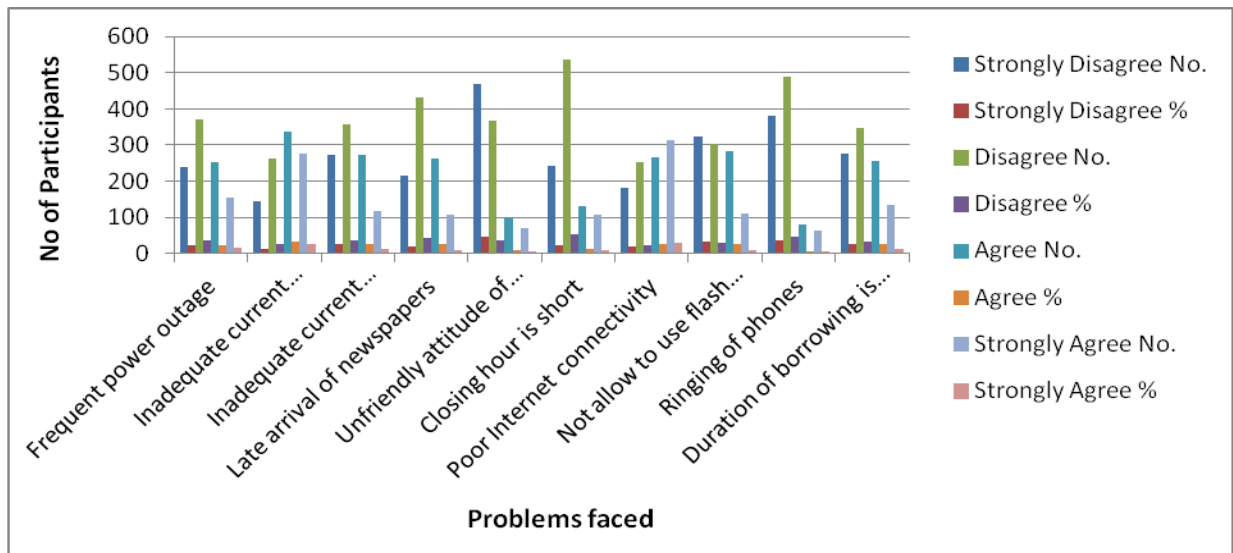
Table 5 and Chart 3 show the assessment of library collections by the participants. Majority of the participants (82.35%) said they are satisfied with the student's projects available, while 76.67% shows they are satisfied with textbooks. Social media networks have 72.83% satisfaction and the lowest record of 27.50% was obtained from e-books collections. In all, the responses indicated that RUGIPO students were satisfied with most of the available resources in library while more efforts are expected in the area of e-books and e-journals utilisation.

Table 6: Problems encounter while using Library

Problem	Strongly Disagree		Disagree		Agree		Strongly Agree	
	No.	%	No.	%	No.	%	No.	%
Frequent power outage	240	23.53	372	36.47	252	24.51	156	15.29
Inadequate current journals	144	14.12	264	25.88	336	32.94	276	27.06
Inadequate current textbooks	272	26.67	358	35.10	272	26.67	118	11.57
Late arrival of newspapers	216	21.18	432	42.35	264	25.88	108	10.59
Unfriendly attitude of Library staff	470	46.62	367	36.41	102	10.12	69	6.85
Closing hour is short	244	23.92	536	52.55	132	12.94	108	10.59
Poor Internet connectivity	183	18.07	251	24.78	265	25.27	314	31.00
Not allow to use flash drive to copy	322	31.57	304	29.80	283	27.75	111	10.88
Ringling of phones	382	37.71	490	48.37	79	7.80	62	6.12
Duration of borrowing is short	275	27.12	347	34.22	257	25.35	135	13.31

Source: Researchers' Data (2014)

Chart 4



Source: Researchers’ Data (2014)

Table 6 and Chart 4 present the problems encountered while using library by the participants. Inadequate current journals led with 60.00%, poor Internet connectivity (56.27%) and frequent power outages 39.80% followed respectively. Ringing of phone (14.02%) was the least of the problems. The study discovered that inadequate current journals and poor Internet connectivity were leading problems among others faced by students of RUGIPO. This was different from the submission of Bhatti et al. (2013) as well as Onuoha and Subair (2013) on the leading problem revealed from their study.

CONCLUSION AND RECOMMENDATIONS

Polytechnic library is regarded as the heart beat of all institution including polytechnic education. The centre provides information resources in accordance with the approved curriculum of all programmes undertaking in the polytechnic. The study therefore looks at the extent of use of information resources available in Polytechnic Library, Rufus Giwa Polytechnic Owo, Nigeria. It was discovered that more than half of the participants always use library. Majority of the participants visits library to use social media, consult library books, and to do various assignments. The students preferred using textbooks, followed by social media networked and their lecture notes. The findings show that inadequate current journals, poor Internet connectivity and frequent

power outages are the leading challenges encounter while using the information resources available in the library. The study discovered that with the information resources available in library, the RUGIPO Library is not fully utilized by the students. Based on the findings in this study, it is however, recommended that library management should device new means such as social media platform, in order to create the needed awareness to students on how to access and make effective use of library materials, especially in the aspect of electronics, books and journals. More subscriptions to current and up-to-date journals need to be put in place for both students and faculty use. Special service lines could be dedicated to all polytechnics in Nigeria by Nigerian government which will help in reducing problems of frequent loss of electricity. Lastly, there should be a solid policy and implementation frameworks by the arms of government in-charge of education towards making poor internet connectivity become a thing of the past in all academic environments in Nigeria and other parts of Africa.

REFERENCES

Abosedede, Ajayi Taiwo and Ibikunle Ogunyemi Oluwole. 2011. "Determinants of library use among students of Agriculture: a case study of Lagos State Polytechnic". Last modified January 30, 2014. unllib.unl.edu/LPP/abosedede-ibikunle.htm.

Abubakar, Bappah Magaji. 2011. "Academic libraries in Nigeria in the 21st century." *Library Philosophy and Practice*, January.

Agboola, Idayat Odunola, and Bamigboye Olusola Bamidele. 2011. "Students' level of study and user of library resources in Nigerian universities: A comparative study." *Library Philosophy and Practice (e-journal)*, October. Paper 528. digitalcommons.unl.edu/cgi/viewcontent.cgi?article=1559&context=libphilprac.

Bhatt, Rubina, Batool Farwa, and Malik Sobia. 2014. "Pervasiness and purposes of library usage by LIS students at the Islamia University of Bahawalpur." *Library Philosophy and Practice (e-journal)*, January. Paper 940. <http://digitalcommons.unl.edu/cgi/viewcontent.cgi?article=2305&context=libphilprac>.

Ezeala, Lily Oluebube, and Yusuff, Eunice Olufunmilola. 2011. "User satisfaction with library resources and services in Nigerian Agricultural Research Institutes." *Library Philosophy and Practice (e-journal)*, March. Paper 564. <http://digitalcommons.unl.edu/cgi/viewcontent.cgi?article=1595&context=libphilprac>

Eziubochi, Madukairo. 2011. "Revitalizing polytechnic education in Nigeria." *Nigerian Commentaries*, 6 March. Last modified July 31, 2014.
nigeriancommentaries.blogspot.com/2011/03/revitalizing-polytechnics-education-in.html.

Kadli, Jayadev H., and B. D. Kumbar. 2013. "Library resources, services and information seeking behavior in changing ICT environment: A literature review." *Library Philosophy and Practice (e-journal)*. May. Paper 951.
<http://digitalcommons.unl.edu/cgi/viewcontent.cgi?article=2325&context=libphilprac>.

Lee, Jee Yeon, Paik Woojin, and Joo Soohyung. 2012. "Information resources selection of undergraduate students in academic search tasks." *Information Research* 17(1). 8 p. Paper 511. <http://files.eric.ed.gov/fulltext/EJ971948.pdf>.

Momodu, O. M. 2013. "Library utilization among college of medicine research year undergraduates: Case study of Ambrose Ali University, Ekpoma Nigeria." *International Journal of Basic, Applied and Innovative Research* 2(4):106-11.

Okiki, Olatokunbo Christopher. 2013. "Availability of information resources for research output: Perception of academic staff members in Nigerian Federal Universities." *International Journal of Computer Science and Telecommunications* 4(8):26-33.

Onuoha, Uloma Doris, and Subair Mosunmola O. 2013. "Undergraduate's use of libraries in Federal Universities in South-West, Nigeria." *IOSR Journal of Research & Method in Education* 3(5):12-17.

Ossai-Ugbah, Ngozi Blessing. 2012. "Library awareness of part-time students in the University of Benin, Benin City." *Journal of Educational and Social Research* 2(3):307-11.

Oyedun, G. U. 2013. "The influence of programme of study in the use of library by undergraduate students in Nigeria." *Ghana Library Journal* 25(1):56-72.

Oyedun, G. U., F. J. Abduldayan, and P. Chuks-Ibe. 2014. "Use of library resources by undergraduate students' in the Nigerian Federal Universities." *Information Trends* 11:77-89.

Quadri, Ganiyu Oluwaseyi. 2013. "Influencing on demographic factors on use of online library resources by undergraduates students in two private Nigerian University Libraries." *Library Philosophy and Practice (e-journal)*, October. Paper 976.
digitalcomms.unl.edu/cgi/viewcontent.cgi?article=2372&context=libphilprac.

Sivathaasan, N. 2013. "Satisfactory level of undergraduate students with academic library: A case study of Faculty of Management Studies and Commerce, University of Jaffna, Sri Lanka." *Global Journal of Management and Business Research*

Great Britain. Scottish Office. Education and Industry Department. 1998. *Taking a closer look at promoting social competence: self-evaluation using performance indicator*. [Edinburg]: Scottish Office, Education and Industry Department.

QUESTIONNAIRE

Dear Respondent,

We are researchers carrying out a study on “Use of Polytechnic Library by Students of Rufus Giwa Polytechnic, Owo, Nigeria”. We hereby solicit your support in filing this questionnaire. We promise that whatever information supplied will be used strictly for research purpose.

Thank you.

Mr Fasae Joseph Kehinde, Mrs Aladeniyi Fasa Rachael, and Mr Arikawe Samuel Ade.

SECTION I: STUDENTS BIO-DATA

Please, fill in the space:

1. Faculty:
2. Department:.....
3. Level of Study:
4. Gender:

SECTION II: USE OF POLYTECHNIC LIBRARY RESOURCES

1. What are the purpose(s) why you use the library resources?

Purpose	Strongly Disagree	Disagree	Agree	Strongly Agree
To consult library books				
To do assignment				
To consult journals				
To read newspapers				
To read for examination				
To consult projects				
To prepare for practical classes				
To check my e-mails				
To use social media				
To use e-books				
To use e-journals				
To watch movie /listen to music				

2. What type of library resources do you use?

Resources often use	Strongly Disagree	Disagree	Agree	Strongly Agree
Reference sources				
Textbooks				
Journals (print)				
Newspapers				
Novels				
Projects				
Lecture notes				
E-mails				
E-journals				
E-books				
Social media network				
Online newspapers				

3. What is your assessment on the following library collections?

Collections	Below Satisfactory	Satisfactory
Reference sources		
Textbooks		
Journals (print)		
Newspapers		
Novels		
Projects		
E-mails		
E-journals		
E-books		
Social media network		
Online newspapers		

4. How often do you make use of library resources?

Always () Occasionally () Often ()

5. What problems do you encounter while using the library resources?

Problem	Strongly Disagree	Disagree	Agree	Strongly Agree
Frequent power outage				
Inadequate current journals				
Inadequate current textbooks				
Late arrival of newspapers				
Unfriendly attitude of Library staff				
Closing hour is short				
Poor Internet connectivity				
Not allow to use flash drive to copy				
Ringling of phones				
Duration of borrowing is short				